












Fixed castor:

FZCU 3006 6TR0



Technical data

Diameter		300 mm
Wheel width		76 mm
Hub length		92 mm
Height		422 mm
Offset		72 mm
Wheel axle diameter		31.8 mm
Top plate dimensions		178 x 153 mm
Top plate hole diameter		16.5 mm
Dist. between holes		127 x 102 mm
Load capacity		2270 kg
Weight		25.7 kg



Wheel

Cast iron wheel with bonded-on polyurethane tyre (Shore A 92) with two taper roller bearings