












Swivel castor:

JBAU 1603 6440



Technical data

Diameter		160 mm
Wheel width		50 mm
Hub length		62 mm
Height		195 mm
Offset		55 mm
Top plate dimensions		135 x 112 mm
Top plate hole diameter		11 mm
Dist. between holes		105 x 75,80 mm
Brake swivel radius		145 mm
Load capacity		600 kg
Weight		3.6 kg

Technical description

Swivel fork of deep drawn zinc-coated steel
Swivelhead with sealed precision

ball bearings and a grease nipple



Wheel

Aluminium wheels with bonded-on polyurethane tyre (Shore A 92) with two deep groove ball bearings and steel collar bushes external diameter 15/20/25 mm to internal 8/10/12 mm. Operating temperatures from -20°C to + 80°C