













Swivel castor with wheel locking brake:

JBCN 1603 6441/B



Technical data

Diameter		160 mm
Wheel width		50 mm
Hub length		64 mm
Height		195 mm
Offset		55 mm
Wheel axle diameter		20 mm
Top plate dimensions		135 x 112 mm
Top plate hole diameter		11 mm
Dist. between holes		105 x 75,80 mm
Brake swivel radius		145 mm
Load capacity		1000 kg
Weight		6.1 kg

Technical description

Swivel fork of deep drawn zinc-coated steel
with wheel brake. Swivelhead with sealed precision

ball bearings and a grease nipple



Wheel

Cast iron wheel with two deep groove ball bearings