













# Swivel castor: JSCP 1803 6443



## Technical data

|                         |   |                   |
|-------------------------|---|-------------------|
| Diameter                |    | 180 mm            |
| Wheel width             |    | 50 mm             |
| Hub length              |    | 64 mm             |
| Height                  |    | 225 mm            |
| Offset                  |    | 60 mm             |
| Wheel axle diameter     |    | 20 mm             |
| Top plate dimensions    |    | 135 x 112 mm      |
| Top plate hole diameter |  | 11 mm             |
| Dist. between holes     |  | 105 x<br>75,80 mm |
| Brake swivel radius     |  | 145 mm            |
| Load capacity           |  | 320 kg            |
| Weight                  |  | 5.1 kg            |

## Technical description

Swivel fork of deep drawn zinc-coated steel  
Swivelhead with sealed precision ball bearing and a grease nipple



## Wheel

Cast iron wheel with pressed-on full-elastic rubber tyre

(Shore A 68) with two deep groove ball bearings